


Cornell Class of 2019: A Brief Summary

We are happy to provide you with general information about admissions, our students, academics, and financial aid at the university. In particular, the admissions data listed here are meant to give you a broad understanding of the kind of highly qualified candidates we admit to Cornell. These numbers should not be interpreted, however, to mean that objective data are the most important criteria in our selection process. Other factors, such as secondary school curriculum and performance, special talents, extra-curricular activities, essays, and interviews (where required) are critical to our decision making as well.

Undergraduate Admissions Office

410 Thurston Avenue
Ithaca, New York 14850-2488
607.255.5241
Web: admissions.cornell.edu
Email: admissions@cornell.edu



STUDENTS IN THE CORNELL CLASS OF 2019 COME FROM . . .

Australia • Malaysia • Venezuela • Sri Lanka • Taiwan • Croatia • Turkey • Philippines • Japan • Kenya • Netherlands • United Kingdom • Russia • Nicaragua • St. Kitts and Nevis • South Korea • Canada • Ethiopia • Pakistan • India • United States • Czech Republic • Germany • Guatemala • Singapore • South Africa • Ghana • Vietnam • China (including Hong Kong) • Bulgaria • Brazil • Greece • Nepal • Rwanda • Mexico • Nigeria • Spain • Indonesia • Zimbabwe • Tanzania • Thailand • New Zealand • Peru • Bangladesh

CLASS OF 2019 ADMISSIONS:

University Totals for the 2014–2015 Admissions Cycle

	Early Decision	Regular Decision	Total
Applicants	4,560	37,340	41,900
Admits	1,196	5,119	6,315
Enrolling	1,165	2,054	3,219

Standardized Tests: Enrolling Student Scores

	25th Percentile	75th Percentile
SAT Critical Reading	650	750
SAT Math	680	780
ACT Composite	30	34

Class Rank: Enrolling Students*

Rank	
Top 10%	88.4%
Not top 10%	11.6%

Secondary School: Enrolling Students

Public	65.1%
Private/parochial	20.2%
Other (charter, home-schooled, etc.)	14.7%

* 27.5% of students were ranked.

CLASS OF 2019 DEMOGRAPHICS:

Female	1,686 (52.4%)	From:	
Male	1,533 (47.6%)	New York	29.1%
Total	3,219	Mid-Atlantic	19.7%
		West	12.7%
African American	7%	New England	11.2%
Asian American	20.1%	International	9.4%
Bi/Multiracial	4.4%	Midwest	6.8%
Caucasian	36.9%	South/Southeast	6.8%
Hispanic American	14%	Southwest/Mountain	4.3%
Native American/Hawaiian	0.6%		
Not reported and other	7.4%	First-Generation College	13.3%

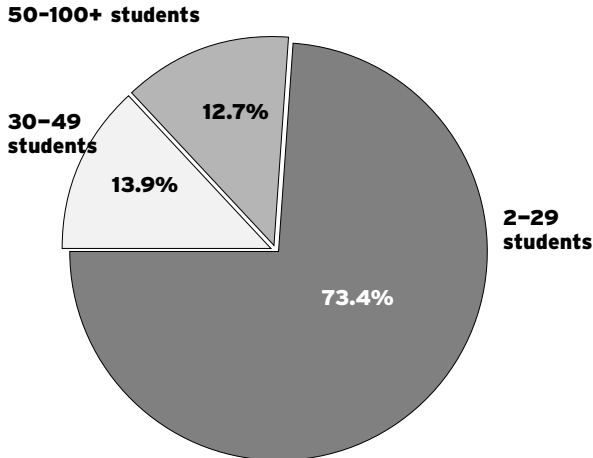
ACADEMICS:

Courses offered: 4,000+

Undergraduate Majors/Interdisciplinary Programs: 100+

Cornell Undergraduate Courses

Breakdown (%) by Class Size



RETENTION/PERSISTENCE:

First-year students returning after their first year: 97%

First-year students who entered in fall 2008 and graduated within six years: 93% (includes five-year program in architecture and dual-degree candidates)

UNDERGRADUATE ENROLLMENT BY COLLEGE (FALL 2014):

Agriculture and Life Sciences	3,522
Architecture, Art, and Planning	496
Arts and Sciences	4,188
Engineering	3,052
Hotel Administration	931
Human Ecology	1,211
Industrial and Labor Relations	966

CLASS OF 2019 FINANCIAL AID:

Full-time first-year students	3,219
Number who applied for aid	1,553
Number determined to have financial need	1,457
Number awarded financial aid	1,457
Number receiving need-based scholarship/grant aid	1,395
Average need-based scholarship/grant award	\$37,392

2015-2016 COSTS:

Endowed Colleges*

Tuition and fees	\$49,116
Housing	\$8,112
Dining	\$5,566
Books and supplies	\$890
Personal expenses	\$1,810
Total	\$65,494

Contract Colleges**

New York State Resident***		Nonresident	
Tuition and fees	\$32,976	Tuition and fees	\$49,116
Housing	\$8,112	Housing	\$8,112
Dining	\$5,566	Dining	\$5,566
Books and supplies	\$890	Books and supplies	\$890
Personal expenses	\$1,810	Personal expenses	\$1,810
Total	\$49,354	Total	\$65,494


* Endowed colleges or schools at Cornell are privately funded and do not receive direct funding from New York State. Cornell's endowed colleges or schools include:

- College of Architecture, Art, and Planning
- College of Arts and Sciences
- College of Engineering
- School of Hotel Administration

** Contract colleges or schools at Cornell University were created by an act of the New York State Legislature and receive direct funding from New York State. The mission of the contract units is linked directly to the economic and social well-being of New York State. Residents of New York State receive the resident rate tuition. Cornell's contract units include:

- College of Agriculture and Life Sciences
- College of Human Ecology
- School of Industrial and Labor Relations

*** A resident is a person whose permanent domicile is in New York State. The domicile of a person under 21 is presumed to be that of his or her custodial parent(s), unless the student provides acceptable proof of emancipation.



"I would found an institution where any person can find instruction in any study." — EZRA CORNELL, 1868

www.cornell.edu

Produced by the Cornell University Undergraduate Admissions Office.

Cornell University is an equal opportunity, affirmative action educator and employer.

Photo by Cornell University Photography.

Printed on recycled paper.

8/15 120045