


# Cornell Class of 2020: A Brief Summary

We are happy to provide you with general information about admissions, our students, academics, and financial aid at the university. In particular, the admissions data listed here are meant to give you a broad understanding of the kind of highly qualified candidates we admit to Cornell. These numbers should not be interpreted, however, to mean that objective data are the most important criteria in our selection process. Other factors, such as secondary school curriculum and performance, special talents, extra-curricular activities, essays, and interviews (where required) are critical to our decision making as well.

## Undergraduate Admissions Office

410 Thurston Avenue  
Ithaca, New York 14850-2488  
607.255.5241  
Web: [admissions.cornell.edu](http://admissions.cornell.edu)  
Questions:  
[meetezra.admissions.cornell.edu](mailto:meetezra.admissions.cornell.edu)



## STUDENTS IN THE CORNELL CLASS OF 2020 COME FROM . . .

Australia • Azerbaijan • Bangladesh • Belgium • Brazil • Burundi • Canada • China • Ethiopia • Finland • Germany • Ghana • Hong Kong • India • Indonesia • Israel • Italy • Jamaica • Japan • Kenya • Korea • Madagascar • Malaysia • Maldives • Mauritius • Mexico • Mongolia • Morocco • Mozambique • Myanmar • Nepal • Netherlands • New Zealand • Nigeria • Norway • Pakistan • Peru • Poland • Portugal • Qatar • Russia • Rwanda • Saudi Arabia • Senegal • Singapore • South Africa • Spain • Sweden • Switzerland • Taiwan • Tanzania • Thailand • Tunisia • Turkey • Ukraine • United Kingdom • United States • Vietnam • Zambia • Zimbabwe

## CLASS OF 2020 ADMISSIONS:

### University Totals for the 2015–2016 Admissions Cycle

	Early Decision	Regular Decision	Total
Applicants	4,882	40,083	44,965
Admits	1,340	4,997	6,337
Enrolling	1,298	2,044	3,342

### Standardized Tests: Enrolling Student Scores

	25th Percentile	75th Percentile
**SAT Critical Reading	650	750
**SAT Math	680	780
ACT Composite	31	34

\*\* Data from old SAT

### Class Rank: Enrolling Students\*

Rank	Percentage
Top 10%	89.9%
Not top 10%	10.1%

### Secondary School: Enrolling Students

Public	62.8%
Private/parochial	19.0%
Other (charter, home-schooled, etc.)	18.2%

\* 26% of students were ranked.

## CLASS OF 2020 DEMOGRAPHICS:

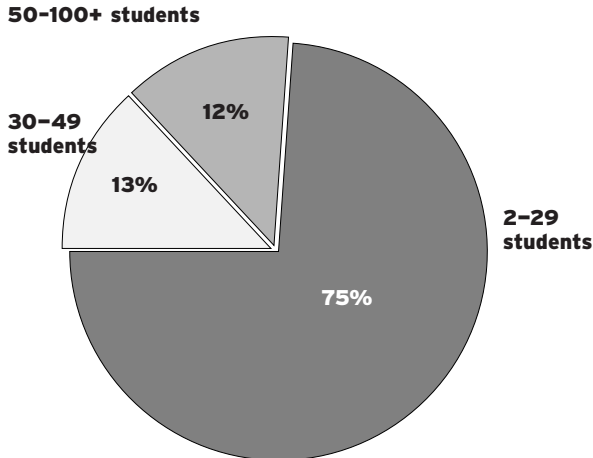
Female	1,785 (53.4%)	From:	
Male	1,557 (46.6%)	New York	29.2%
Total	3,342	Mid-Atlantic	17.8%
		International	12.1%
		West	11.3%
African American	6.8%	New England	9.1%
Asian American	18.1%	Midwest	9.0%
Bi/Multiracial	4.7%	South/Southeast	6.7%
Caucasian	36.3%	Southwest/Mountain	4.6%
Hispanic American	13.8%		
Native American/Hawaiian	0.7%	First-Generation College	11.3%
Not reported and other	8.2%		

## ACADEMICS:

Courses offered: 4,000+  
Undergraduate Majors/Interdisciplinary Programs: 100+

### Cornell Undergraduate Courses

Breakdown (%) by Class Size



## RETENTION/PERSISTENCE:

First-year students returning after their first year: 97%

First-year students who entered in fall 2009 and graduated within six years: 94% (includes five-year program in architecture and dual-degree candidates)

## UNDERGRADUATE ENROLLMENT BY COLLEGE (FALL 2015):

Agriculture and Life Sciences	3,433
Architecture, Art, and Planning	497
Arts and Sciences	4,106
Engineering	3,060
Hotel Administration	950
Human Ecology	1,210
Industrial and Labor Relations	970

## CLASS OF 2020 FINANCIAL AID:

Full-time first-year students	3,342
Number who applied for aid	1,504
Number determined to have financial need	1,369
Number awarded financial aid	1,369
Number receiving need-based scholarship/grant aid	1,306
Average need-based scholarship/grant award	\$37,855

## 2016-2017 COSTS:

### Endowed Colleges\*

Tuition and fees	\$50,953
Housing	\$8,274
Dining	\$5,626
Books and supplies	\$910
Personal expenses	\$1,850
<b>Total</b>	<b>\$67,613</b>

### Contract Colleges\*\*

New York State Resident***		Nonresident	
Tuition and fees	\$34,209	Tuition and fees	\$50,953
Housing	\$8,274	Housing	\$8,274
Dining	\$5,626	Dining	\$5,626
Books and supplies	\$910	Books and supplies	\$910
Personal expenses	\$1,850	Personal expenses	\$1,850
<b>Total</b>	<b>\$50,869</b>	<b>Total</b>	<b>\$67,613</b>


\* Endowed colleges or schools at Cornell are privately funded and do not receive direct funding from New York State. Cornell's endowed colleges or schools include:

- College of Architecture, Art, and Planning
- College of Arts and Sciences
- College of Engineering
- College of Business-School of Hotel Administration

\*\* Contract colleges or schools at Cornell University were created by an act of the New York State Legislature and receive direct funding from New York State. The mission of the contract units is linked directly to the economic and social well-being of New York State. Residents of New York State receive the resident rate tuition. Cornell's contract units include:

- College of Agriculture and Life Sciences
- College of Human Ecology
- School of Industrial and Labor Relations

\*\*\* A resident is a person whose permanent domicile is in New York State. The domicile of a person under 21 is presumed to be that of his or her custodial parent(s), unless the student provides acceptable proof of emancipation.



"I would found an institution where any person can find instruction in any study." — EZRA CORNELL, 1868

# www.cornell.edu

Produced by the Cornell University Undergraduate Admissions Office.

Cornell University is an equal opportunity, affirmative action educator and employer.

Photo by Cornell University Photography.

Printed on recycled paper.

8/16 120045