


# Cornell Class of 2022: A Brief Summary

We are happy to provide you with general information about admissions, our students, academics, and financial aid at the university. In particular, the admissions data listed here are meant to give you a broad understanding of the kind of highly qualified candidates we admit to Cornell. These numbers should not be interpreted, however, to mean that objective data are the most important criteria in our selection process. Other factors, such as secondary school curriculum and performance, special talents, extra-curricular activities, essays, and interviews (where required) are critical to our decision making as well.

## Undergraduate Admissions Office

410 Thurston Avenue  
Ithaca, New York 14850-2488  
607.255.5241  
Web: [admissions.cornell.edu](http://admissions.cornell.edu)  
Questions:  
[meetzra.admissions.cornell.edu](mailto:meetzra.admissions.cornell.edu)



## STUDENTS IN THE CORNELL CLASS OF 2022 COME FROM . . .

Argentina • Australia • Bangladesh • Brazil • Bulgaria • Canada • China (including Hong Kong) • Colombia • France • Ghana • Greece • India • Indonesia • Japan • Jordan • Kazakhstan • Kenya • Korea, Republic of • Lithuania • Malaysia • Mexico • Mongolia • Myanmar • Nepal • Nicaragua • Norway • Pakistan • Peru • Philippines • Romania • Russia • Saint Kitts and Nevis • Singapore • Sri Lanka • Sweden • Syria • Taiwan • Tanzania • Thailand • Turkey • United Kingdom • United States • Vietnam

## CLASS OF 2022 ADMISSIONS:

### University Totals for the 2017-2018 Admissions Cycle

	Early Decision	Regular Decision	Total
Applicants	6,325	44,999	51,324
Admits	1,549	3,899	5,448
Enrolling	1,518	1,807	3,325

### Standardized Tests: Enrolling Student Scores

	25th Percentile	75th Percentile
**SAT ERW	680	750
**SAT Math	710	790
ACT Composite	32	34

\*\* Highest New SAT or concorded old SAT scores.

### Class Rank: Enrolling Students\*

Rank	
Top 10%	82.8%
Not top 10%	17.2%

### Secondary School: Enrolling Students

Public	62.3%
Private/parochial	19.6%
Other (charter, home-schooled, etc.)	18.2%

\* 23.6% of students were ranked.

## CLASS OF 2022 DEMOGRAPHICS:

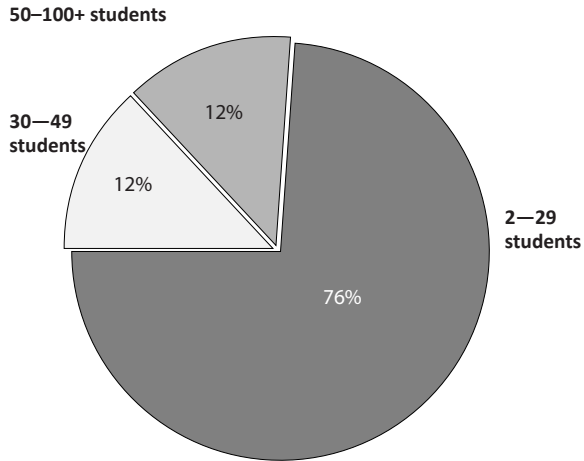
Female	1,793 (53.9%)	From:	
Male	1,532 (46.1%)	New York	30.9%
Total	3,325	Mid-Atlantic	18.9%
		International	11.5%
		West	11.2%
African American	8.3%	New England	9.4%
Asian American	18.7%	South/Southeast	7.1%
Bi/Multiracial	5.1%	Midwest	6.7%
Caucasian	34.2%	Southwest/Mountain	4.2%
Hispanic American	15.3%		
Hawaiian/Pac Isle	0.1%	First-Generation College	13.7%
Native American	0.3%		
Not reported and other	18%		

## ACADEMICS:

Courses offered: 4,000+  
Undergraduate Majors/Interdisciplinary Programs: 100+

### Cornell Undergraduate Courses

Breakdown (%) by Class Size




## RETENTION/PERSISTENCE:

First-year students returning after their first year: 97%

First-year students who entered in fall 2011 and graduated within six years: 93% (includes five-year program in architecture and dual-degree candidates)

## UNDERGRADUATE ENROLLMENT BY COLLEGE (FALL 2017):

Agriculture and Life Sciences	2,955
Architecture, Art, and Planning	503
Arts and Sciences	4,387
Engineering	3,173
SC Johnson Business	1,603
Human Ecology	1,208
Industrial and Labor Relations	986



"I would found an institution where any person can find instruction in any study."  
— EZRA CORNELL, 1868

## CLASS OF 2022 FINANCIAL AID:

Full-time first-year students	3,325
Number who applied for aid	1,687
Number determined to have financial need	1,619
Number awarded financial aid	1,619
Number receiving need-based scholarship/grant aid	1,505
Average need-based scholarship/grant award	\$40,583

## 2018-2019 COSTS:

### Endowed Colleges\*

Tuition and fees	\$54,818
Housing, Dining and	\$15,136
Health-Related Expenses	
Books, Supplies, Misc.	\$2,800
<b>Total</b>	<b>\$72,754</b>

### Contract Colleges\*\*

#### New York State Resident\*\*\*

Tuition and fees	\$36,798
Housing, Dining and	\$15,136
Health-Related Expenses	
Books, Supplies, Misc.	\$2,800
<b>Total</b>	<b>\$54,734</b>

\* Endowed colleges or schools at Cornell are privately funded and do not receive direct funding from New York State. Cornell's endowed colleges or schools include:

- College of Architecture, Art, and Planning
- College of Arts and Sciences
- College of Engineering
- Cornell SC Johnson College of Business-School of Hotel Administration

\*\* Contract colleges or schools at Cornell University were created by an act of the New York State Legislature and receive direct funding from New York State. The mission of the contract units is linked directly to the economic and social well-being of New York State. Residents of New York State receive the resident rate tuition. Cornell's contract units include:

- College of Agriculture and Life Sciences
- College of Human Ecology
- Cornell SC Johnson College of Business-Charles H. Dyson School of Applied Economics and Management
- School of Industrial and Labor Relations

\*\*\* A resident is a person whose permanent domicile is in New York State. The domicile of a person under 21 is presumed to be that of his or her custodial parent(s), unless the student provides acceptable proof of emancipation.

[www.cornell.edu](http://www.cornell.edu)

Produced by the Cornell University Undergraduate Admissions Office.

Cornell University is an equal opportunity, affirmative action educator and employer.

Photo by Cornell University Photography.

Printed on recycled paper.

9/18 120045