


Cornell Class of 2023: A Brief Summary

We are happy to provide you with general information about admissions, our students, academics, and financial aid at the university. In particular, the admissions data listed here are meant to give you a broad understanding of the kind of highly qualified candidates we admit to Cornell. These numbers should not be interpreted, however, to mean that objective data are the most important criteria in our selection process. Other factors, such as secondary school curriculum and performance, special talents, extra-curricular activities, essays, and interviews (where required) are critical to our decision making as well.

Undergraduate Admissions Office

410 Thurston Avenue
Ithaca, New York 14850-2488
607.255.5241
Web: admissions.cornell.edu
Questions: meetezra.admissions.cornell.edu



STUDENTS IN THE CORNELL CLASS OF 2023 COME FROM . . .

Australia • Azerbaijan • Bangladesh • Burundi • Canada • Chile • China (including Hong Kong) • Colombia • Croatia • Dominica • Ethiopia • France • Ghana • Honduras • India • Indonesia • Japan • Kenya • Korea, Republic of • Kuwait • Malaysia • Mexico • Nepal • New Zealand • Pakistan • Philippines • Romania • Russian Federation • Rwanda • Singapore • Slovenia • Taiwan • Thailand • Turkey • Ukraine • United Kingdom • United States • Venezuela • Vietnam

CLASS OF 2023 ADMISSIONS:

University Totals for the 2018-2019 Admissions Cycle

	Early Decision	Regular Decision	Total
Applicants	6,158	42,956	49,114
Admits	1,397	3,933	5,330
Enrolling	1,369	1,849	3,218

Standardized Tests: Enrolling Student Scores

	25th Percentile	75th Percentile
SAT ERW	680	760
SAT Math	720	800
ACT Composite	32	35

Class Rank: Enrolling Students*

Rank	
Top 10%	83.4%
Not top 10%	16.6%

Secondary School: Enrolling Students

Public	63.1%
Private/parochial	23.4%
Other (charter, home-schooled, etc.)	13.5%

* 22.3% of students were ranked.

CLASS OF 2023 DEMOGRAPHICS:

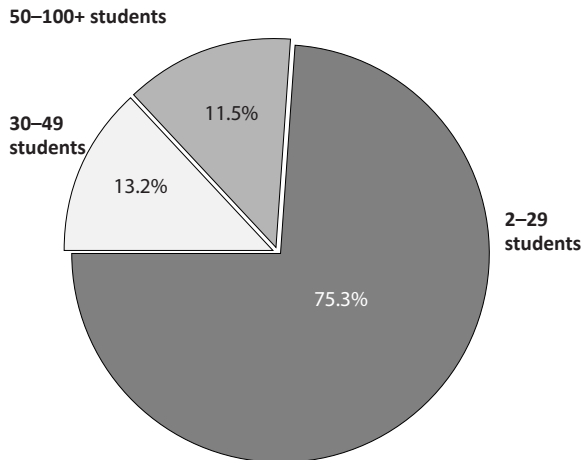
Female	1,770 (55.0%)	From:	
Male	1,448 (45.0%)	New York	33.7%
Total	3,218	Mid-Atlantic	16.7%
		International	11.1%
		West	11.0%
African American	6.7%	New England	9.5%
Asian American	20.1%	South/Southeast	6.2%
Bi/Multiracial	5.6%	Midwest	7.1%
Caucasian	35.6%	Southwest/Mountain	4.7%
Hispanic American	15.8%		
Hawaiian/Pac Isle	0.1%	First-Generation College	13.4%
Native American	0.2%		
Not reported and other	16.0%		

ACADEMICS:

Courses offered: 4,000+
Undergraduate Majors/Interdisciplinary Programs: 100+

Cornell Undergraduate Courses

Breakdown (%) by Class Size



RETENTION/PERSISTENCE:

First-year students returning after their first year: 97%

First-year students who entered in fall 2012 and graduated within six years: 95% (includes five-year program in architecture and dual-degree candidates)

UNDERGRADUATE ENROLLMENT BY COLLEGE (FALL 2018):

Agriculture and Life Sciences	3,074
Architecture, Art, and Planning	499
Arts and Sciences	4,601
Engineering	3,197
SC Johnson Business	1,565
Human Ecology	1,204
Industrial and Labor Relations	965

CLASS OF 2023 FINANCIAL AID:

Full-time first-year students	3,218
Number who applied for aid	1,572
Number determined to have financial need	1,454
Number awarded financial aid	1,454
Number receiving need-based scholarship/grant aid	1,387
Average need-based scholarship/grant award	\$43,122

2019-2020 COSTS:

Endowed Colleges*

Tuition and fees	\$56,550
Housing	\$9,152
Dining	\$6,094
Student Activity Fee	\$234
Health Fee	\$438
Books & Supplies	\$970
Misc.	\$1,850
Total	\$75,288

Contract Colleges**

New York State Resident***

Tuition and fees	\$37,880
Housing	\$9,152
Dinning	\$6,094
Student Activity Fee	\$234
Health Fee	\$438
Books & Supplies	\$970
Misc.	\$1,850
Total	\$56,618


* Endowed colleges or schools at Cornell are privately funded and do not receive direct funding from New York State. Cornell's endowed colleges or schools include:

- College of Architecture, Art, and Planning
- College of Arts and Sciences
- College of Engineering
- Cornell SC Johnson College of Business-School of Hotel Administration

** Contract colleges or schools at Cornell University were created by an act of the New York State Legislature and receive direct funding from New York State. The mission of the contract units is linked directly to the economic and social well-being of New York State. Residents of New York State receive the resident rate tuition. Cornell's contract units include:

- College of Agriculture and Life Sciences
- College of Human Ecology
- Cornell SC Johnson College of Business-Charles H. Dyson School of Applied Economics and Management
- School of Industrial and Labor Relations

*** A resident is a person whose permanent domicile is in New York State. The domicile of a person under 21 is presumed to be that of his or her custodial parent(s), unless the student provides acceptable proof of emancipation.



"I would found an institution where any person can find instruction in any study."
— EZRA CORNELL, 1868

www.cornell.edu

Produced by the Cornell University Undergraduate Admissions Office.

Cornell University is an equal opportunity, affirmative action educator and employer.

Photo by Cornell University Photography.

Printed on recycled paper.

8/19 120045