

Cornell Class of 2025: A Brief Summary

We are happy to provide you with general information about admissions, our students, academics, and financial aid at the university. In particular, the admissions data listed here are meant to give you a broad understanding of the kind of highly qualified candidates we admit to Cornell. These numbers should not be interpreted, however, to mean that objective data are the most important criteria in our selection process. Other factors, such as secondary school curriculum and performance, special talents, extra-curricular activities, essays, and interviews (where required) are critical to our decision making as well.

Undergraduate Admissions Office


410 Thurston Avenue
Ithaca, New York 14850-2488
607.255.5241

Web:

admissions.cornell.edu

Questions:

meet Ezra.admissions.cornell.edu



STUDENTS IN THE CORNELL CLASS OF 2025 COME FROM . . .

Afghanistan • Albania • Argentina • Armenia • Australia • Austria • Bangladesh • Bosnia and Herzegovina • Botswana • Brazil • Bulgaria • Burundi • Cambodia • Canada • China (including Hong Kong) • Colombia • Croatia • Czech Republic • Denmark • Ethiopia • France • Germany • Ghana • Guatemala • Haiti • Hungary • India • Italy • Japan • Kazakhstan • Kenya • Malaysia • Mauritius • Mexico • Nepal • New Zealand • Nigeria • Norway • Oman • Pakistan • Peru • Philippines • Portugal • Romania • Russia • Rwanda • Saudi Arabia • Singapore • Somalia • South Africa • South Korea • Switzerland • Syria • Taiwan • Thailand • Trinidad and Tobago • Tunisia • Turkey • United Kingdom • United Arab Republic • United States • Uruguay • Venezuela • Vietnam • Zambia

CLASS OF 2025 ADMISSIONS:

University Totals for the 2020-2021 Admissions Cycle

	Early Decision	Regular Decision	Total
Applicants	9,017	58,363	67,380
Admits	1,930	3,922	5,852
Enrolling	1,868	1,897	3,765

Standardized Tests: Enrolling Student Scores (Test-Optional for fall 2021)

	25th Percentile	75th Percentile
SAT ERW	700	760
SAT Math	750	800
ACT Composite	33	35
Percent of enrolling students submitting SAT Scores: 40.8%		
Percent of enrolling students submitting ACT Scores: 19.7%		

Class Rank: Enrolling Students

Rank	Percentage
Top tenth	84.2%
Top quarter	96.4%

Secondary School: Enrolling Students

Category	Percentage
Public	62.1%
Private/parochial	23.7%
Other (charter, home-schooled, etc.)	14.3%

CLASS OF 2025 DEMOGRAPHICS:

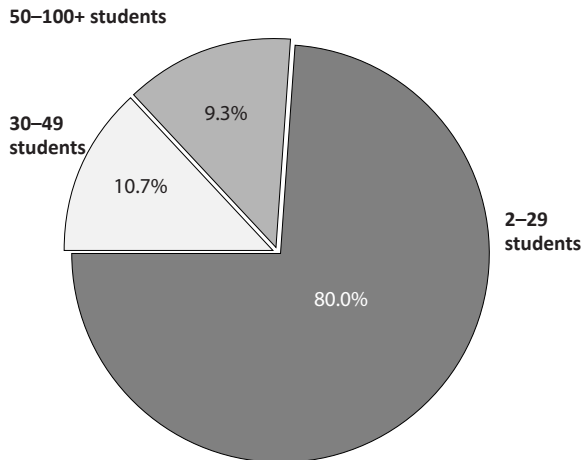
Female	2,071 (55.0%)	From:	
Male	1,694 (45.0%)	New York	31.7%
Total	3,765	Mid-Atlantic	18.6%
		West	12.2%
African American	9.0%	International	10.5%
Asian American	22.2%	New England	9.7%
Bi/Multiracial	5.8%	Midwest	6.5%
Caucasian	31.2%	South/Southeast	6.2%
Hispanic American	15.6%	Southwest/Mountain	4.4%
Hawaiian/Pac Isle	0.2%	Blank/Unknown	<0.1%
Native American	0.3%	First-Generation College	19.4%
International	10.2%		
Not reported	5.5%		

ACADEMICS:

Courses offered: 4,000+
Undergraduate Majors/Interdisciplinary Programs: 100+

Cornell Undergraduate Courses

Breakdown (%) by Class Size



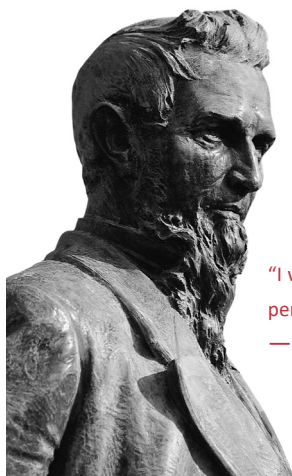
RETENTION/PERSISTENCE:

First-year students returning after their first year: 96%

First-year students who entered in fall 2014 and graduated within six years: 95% (includes five-year program in architecture and dual-degree candidates)

UNDERGRADUATE ENROLLMENT BY COLLEGE (FALL 2020):

Agriculture and Life Sciences	2,815
Architecture, Art, and Planning	493
Arts and Sciences	4,478
Engineering	3,125
Human Ecology	1,181
Industrial and Labor Relations	986
SC Johnson Business	1,665



"I would found an institution where any person can find instruction in any study."
— EZRA CORNELL, 1868

CLASS OF 2025 FINANCIAL AID:

Full-time first-year students	3,765
Number who applied for aid	2,237
Number determined to have financial need	1,857
Number awarded financial aid	1,857
Number receiving need-based scholarship/grant aid	1,751
Average need-based scholarship/grant award	\$49,022

2021-2022 COSTS:

Endowed Colleges*

Tuition and fees	\$60,286
Housing and Dining	\$16,396
Student Activity Fee	\$309
Health Fee	\$420
Books & Supplies	\$1,000
Misc./Personal	\$1,876
Total	\$80,287

Contract Colleges**

New York State Resident***

Tuition and fees	\$40,382
Housing and Dining	\$16,396
Student Activity Fee	\$309
Health Fee	\$420
Books & Supplies	\$1,000
Misc./Personal	\$1,876
Total	\$60,383

* Endowed colleges or schools at Cornell are privately funded and do not receive direct funding from New York State. Cornell's endowed colleges or schools include:

- College of Architecture, Art, and Planning
- College of Arts and Sciences
- College of Engineering
- Cornell SC Johnson College of Business-School of Hotel Administration

** Contract colleges or schools at Cornell University were created by an act of the New York State Legislature and receive direct funding from New York State. The mission of the contract units is linked directly to the economic and social well-being of New York State. Residents of New York State receive the resident rate tuition. Cornell's contract units include:

- College of Agriculture and Life Sciences
- College of Human Ecology
- Cornell SC Johnson College of Business-Charles H. Dyson School of Applied Economics and Management
- School of Industrial and Labor Relations

*** A resident is a person whose permanent domicile is in New York State. The domicile of a person under 21 is presumed to be that of his or her custodial parent(s), unless the student provides acceptable proof of emancipation.

www.cornell.edu

Produced by the Cornell University Undergraduate Admissions Office.

Cornell University is an equal opportunity, affirmative action educator and employer.

Photo by Cornell University Photography.

Printed on recycled paper.

8/21 120045